

FPP

2900
SPRZEDANYCH
MIESZKAŃ

1000
MIESZKAŃ WE
WROCŁAWIU

FADESA POLNORD POLSKA (FPP)

24 July 2017 SP (ENG) PL

FPP Review

IHI7

1,000 apartments sold in Wrocław



FPP



View of the central lake of Ostoja Wilanów. Warsaw skyline in the background (June 2017).

FPP. The Firm

- **FADESA POLNORD POLSKA (FPP).**

FPP is a real estate developer deeply rooted in the Polish local market. FPP has been present in Poland since May 2005, focusing on the construction of medium to high-standard apartments. The company has two shareholders: Spanish MARTINSA-FADESA (51% interest) and Polish POLNORD (49% interest). The company operates in Warsaw and Wroclaw. As at 30 June 2017, FPP had sold 2,946 and delivered 2,769 apartments. In the last eight years, the average annual sales revenues totalled 150 million zloty. The financing for FPP projects is provided by local banks. PEKAO S.A. has financed OSTOJA-WILANÓW in Warsaw and OSIEDLE-INNOVA in Wroclaw while GETIN NOBLE S.A. has financed OSIEDLE-MODERNO and currently finances APARTAMENTY INNOVA both located in Wroclaw.

- **Promotions:**

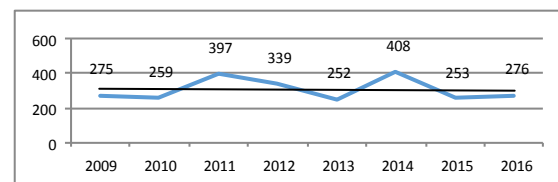
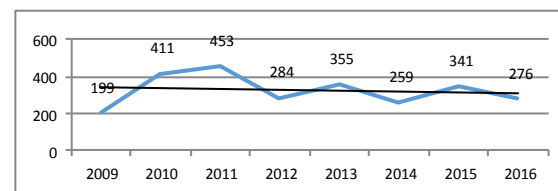
- Ostoja-Wilanów, Warsaw (1,965 units). www.ostoja-wilanow.com
- Osiedle-Innova, Wroclaw (535 units). www.osiedle-innova.com
- Osiedle-Innova II, Wroclaw (542 units).
 - *Apartamenty Innova* (buildings 6.4 and 6.5: 210 units). www.apartamentyinnova.pl
 - *Apartamenty Innova II* (building 6.3: 120 units). www.apartamentyinnova.pl
 - *Apartamenty Innova III* (buildings 6.1 and 6.2: 212 units). www.apartamentyinnova.pl
 - Building 6.1: 84 units.
 - Building 6.2: 128 units.
- Osiedle Moderno, Wroclaw (158 units) www.osiedlemoderno.pl
- Villa Botanica, Powsin-Warsaw (343* units). www.villa-botanica.com

FPP: comprehensive study of apartment layout, strict cost control, high gross margins.



FPP. Key Data

- **2,946 apartments sold** as at 30 June 2017.
- **2,696 apartments sold** from 2009 to 30 June 2017. See chart to the right (presales per year).
(199 units sold in 2009; 411 units sold in 2010; 453 units sold in 2011; 284 units sold in 2012; 355 units sold in 2013, 259 units sold in 2014; 341 units sold in 2015; 276 units sold in 2016). **AVERAGE (2009-2016): 322 u/y.**
- **1,026 apartments sold in Wrocław** (as at 30 June 2017).
- **2,769 units delivered** as at 30 June 2017.
- **2,596 units delivered** from 2009 to 31 March 2017. See chart to the right (deliveries per year).
(275 units delivered in 2009; 259 units in 2010; 397 units in 2011; 339 units in 2012; 252 units in 2013, 408 units delivered in 2014; 253 units in 2015; 276 units in 2016). **AVERAGE (2009-2016): 307 u/y.**



From 1st January 2017 to 30th June 2017:

-Presales: 126 units.

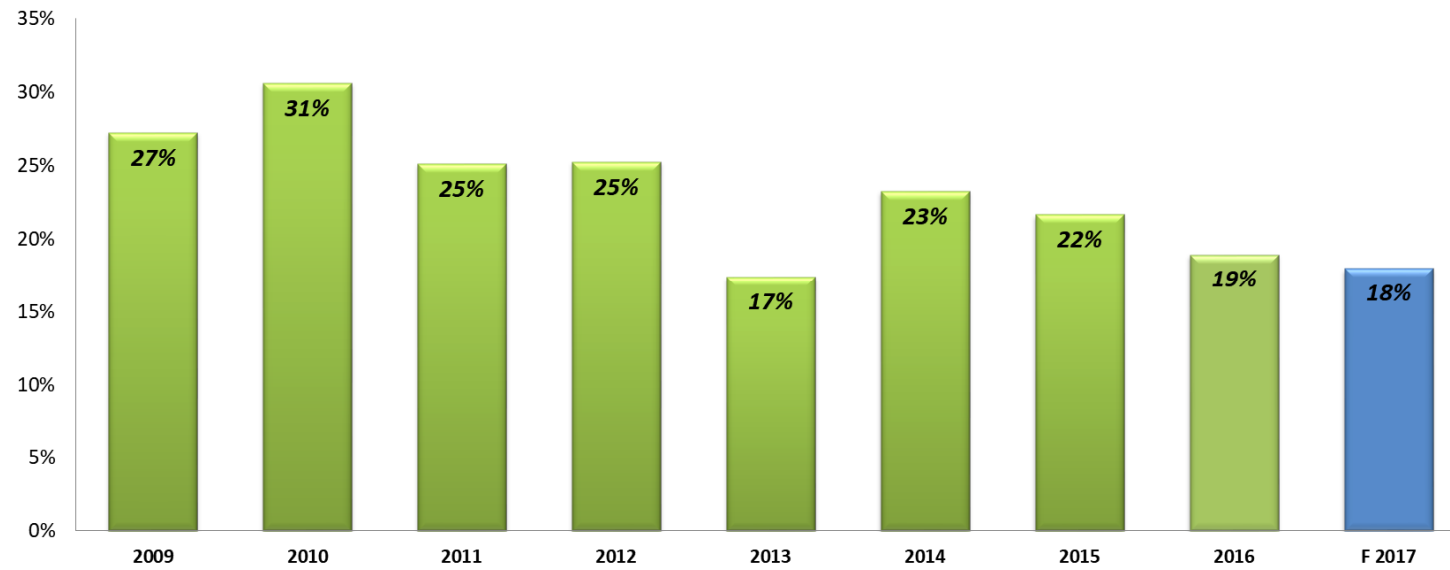
-Deliveries: 136 units.

- **Financing:**
 - Bank PEKAO S.A. (Unicredit Group): *Ostoja-Wilanów* in Warsaw (from 2006 to 2016) and *Osiedle Innova* in Wrocław (from 2011 to 2014).
 - GETIN NOBLE S.A.: *Osiedle-Moderno* in Wrocław (from 2013 to 2015); *Apartamenty Innova, buildings 6.4 and 6.5* (from 2015 to 2016), *Apartamenty Innova II, building 6.3* (since May 2016) and *Apartamenty Innova III, buildings 6.1 & 6.2* (since April 2017) as well in Wrocław.



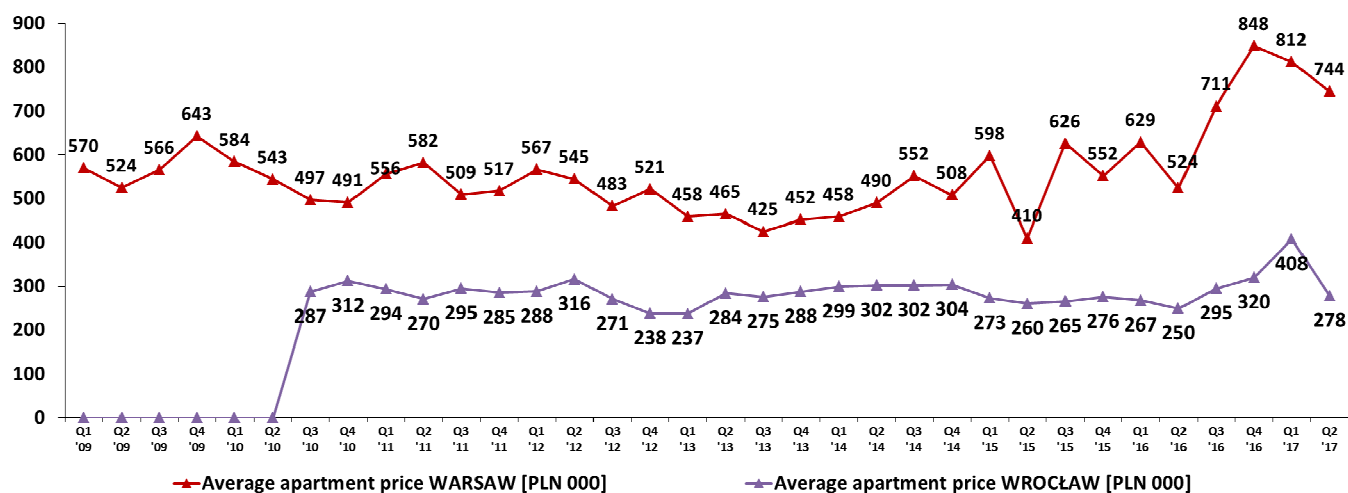
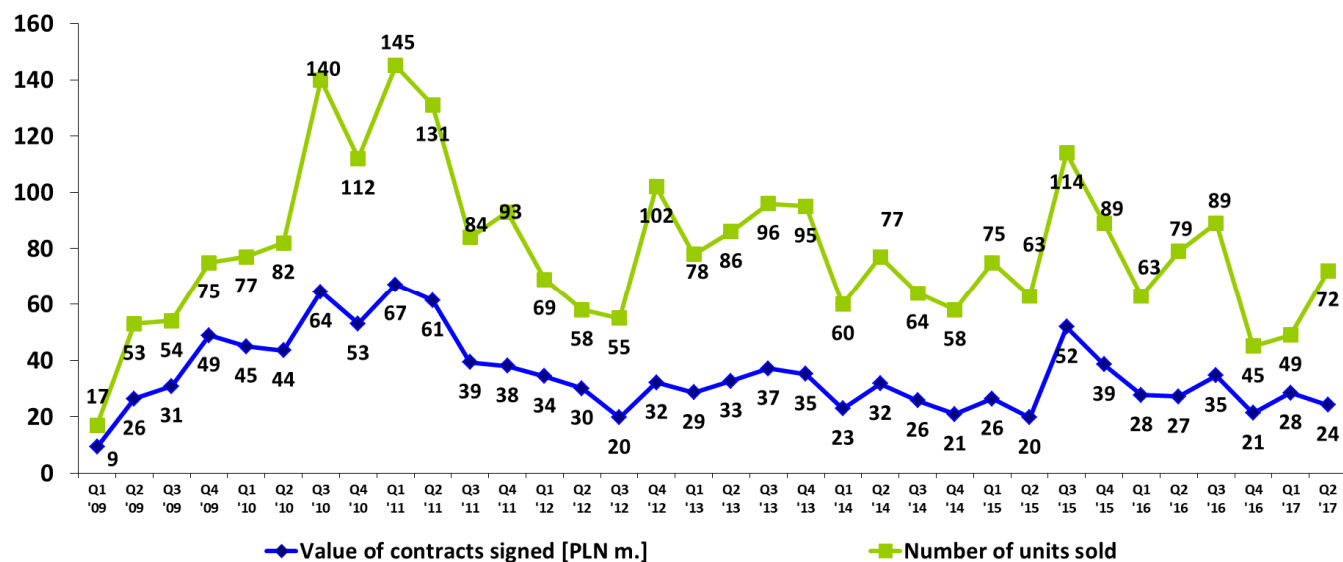
Relevant information

- **Gross Margin (since 2009).**



Relevant information

- Quarterly Presales (since 2009)



FPP, Projects in Poland

Ostoja-Wilanów, Warsaw.
(1,929 residential units + 36 commercial units)



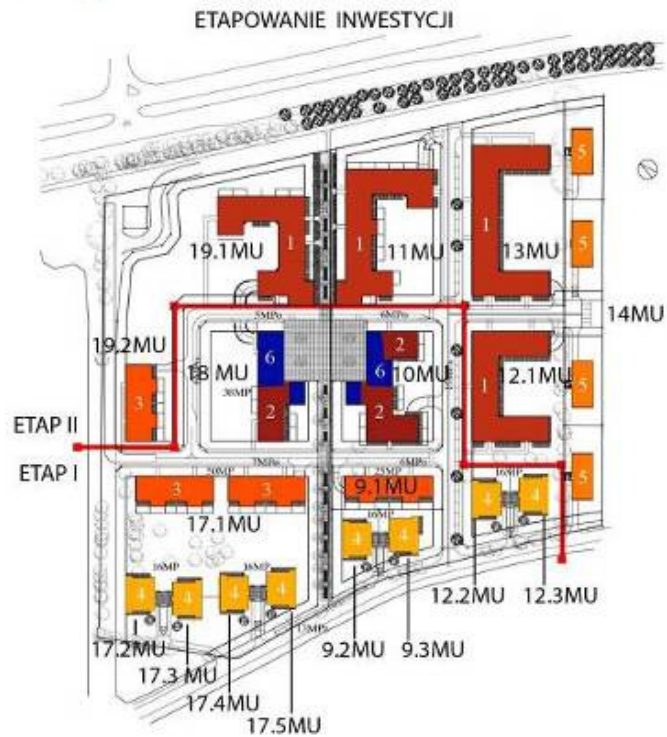
Osiedle-Innova, Osiedle-Moderno & Apartamenty Innova, Wroclaw.
(1,226 residential units + 9 commercial units)



	LICZBA MIESZKAN	LICZBA LOKALI USŁUGOWYCH	LICZBA MIEJSC POSTOJOWYCH W GARAZU
APARTAMENTY INNOVA	206	4	244
APARTAMENTY INNOVA II	120	-	145
APARTAMENTY INNOVA III	211	1	256
OSIEDLE MODERNO	158	-	189
OSIEDLE INNOVA	531	4	504

FPP, Projects in Poland

Villa Botanica, Powsin, Warsaw (343* residential units).




	Stage 1	Stage 2
Number of units	132	211*



Apartamenty Innova I (building 6.4) in the center of the image surrounded by stage III (left) and stage IV (right) of Osiedle-Innova , Wrocław. June 2017

FPP in Usable Floor Area (Polish PUM in square meters).

- **Completed** (as at 30 June 2017):
 - **17 stages:** 8 in Ostoja-Wilanów in Warsaw, and 9 in Wroclaw (7 in Osiedle-Innova; 1 in Osiedle-Moderno and 1 in Apartamenty Innova).
 - **2,781 apartments completed:** 1,886 units in Warsaw and 895 units in Wroclaw.
 - **199,961 sq. m completed:** 154,650 sq. m in Warsaw and 45,311 sq. m in Wroclaw.
- **Units completed and unsold** (as at 30 June 2017):
 - **1,307,79 sq. m** completed and unsold (555,39 sq. m residential and 752,40 sq. m commercial).
 - **6 apartments** completed and unsold in Ostoja-Wilanów, Warsaw (555.39 sq. m residential).
 - **3 commercial units** in Ostoja-Wilanów, Warsaw (617.54 sq. m commercial).
 - **1 commercial unit** in Apartamenty Innova, Wroclaw (134.86 sq. m residential).
- **Under construction** (as at 30 June 2017):
 - **3 stages** (1 in Warsaw and 2 in Wroclaw).
 - **374 apartments + 4 commercial premises under construction** (1 stage in Warsaw, 46 units, and 2 stages in Wroclaw, 332 units).
 - **25,765 sq. m under construction.**
- **Under development** (as at 30 June 2017):
 - **1 project under development, 2 stages** (2 stages in Villa Botánica, Powsin-Warsaw).
 - **343 apartments under development** in Villa Botánica, Powsin-Warsaw (343* units).
 - **29,974 sq. m under development.**



FPP Financial Highlights (PLN)

Selected financial data FPP Group [in PLN million]

	2009	2010	2011	2012	2013	2014	2015	2016
Revenues	170.2	172.0	208.8	138.9	93.4	173.9	89.9	136.9
Gross sales profit	47.3	53.4	53.2	35.6	16.2	40.4	19.5	25.9
Gross margin	28%	31%	25%	26%	17%	23%	22%	19%
Profit on operating activities	45.9	32.7	28.0	21.0	3.6	33.2	9.2	14.1
Net profit	7.8	18.1	9.7	16.1	3.5	23.2	4.2	10.7
Assets	596.8	505.4	403.7	385.3	369.3	270.3	305.6	216.7
Equity	31.9	51.6	63.6	78.0	81.5	105.7	109.9	120.6
Credit liabilities	321.3	214.8	91.1	83.5	43.3	6.0	12.5	5.7



FPP. Completed Projects

Promotion: **Ostoja-Wilanów (Warsaw)**: 8 stages completed: 1,919 apartments and commercial units.



Ostoja-Wilanów (stage 1).
Date of delivery: 2007
No. of units: 180 apartments (14,466 sq. m).
7 commercial units (832 sq. m).



Ostoja-Wilanów (stage 2).
Date of delivery: 2009
No. of units: 221 apartments (19,944 sq. m).
4 commercial units (600 sq. m).



Ostoja-Wilanów (stage 3).
Date of delivery: 2009
No. of units: 231 apartments (19,605 sq. m).



Ostoja-Wilanów (stage 4).
Date of delivery: 2009
No. of units: 228 apartments (22,336 sq. m).



Ostoja-Wilanów (stage 5).
Date of delivery: 2010.
No. of units: 178 apartments (16,525 sq. m).
13 commercial units (1,212 sq. m).



Ostoja-Wilanów (stage 6, building C3).
Date of delivery: October 2011.
No. of units: 262 apartments (16,278 sq. m).
10 commercial units (kindergarden).

FPP. Completed Projects

Promotion: **Ostoja-Wilanów (Warsaw)**: 8 stages completed, 1,919 apartments and commercial units.



Ostoja-Wilanów (stage 7, building C4).
Date of delivery: December 2013.
No. of units: 324 apartments (19,688 sq. m).



Ostoja-Wilanów (stage 6.A, building B4).
Date of delivery: December 2015.
No. of units: 136 apartments and 1 commercial unit (9,217 sq. m).
Presold: 99% (as at 30 June 2017)



Ostoja-Wilanów (stage 6.A, building C2).
Date of delivery: November 2016.
No. of units: 120 apartments (12,531 sq. m).
Presold: 96% (as at 30 June 2017)



Kindergarden in Ostoja-Wilanów.
Location: stage 6, building C3.
Capacity: 110 children.
Opened in September 2012.
Indoor area: 596 sq. m (including the garden: 1,375 sq. m).

FPP. Completed Projects

Promotion: **Osiedle Innowa (Wroclaw):** 7 stages completed: 531 apartments and 4 commercial units.



Osiedle-Innowa (stage I).
Date of delivery: March 2012.
No. of units: 70 apartments (3,763 sq. m).



Osiedle-Innowa (stage II).
Date of delivery: June 2012.
No. of units: 71 apartments (3,757 sq. m).



Osiedle-Innowa (stage III).
Date of delivery: September 2012
No. of units: 94 apartments
4 commercial units (4,833 sq. m).



Osiedle-Innowa (stage IV).
Date of delivery: September 2013.
No. of units: 92 apartments (4,468 sq. m).



Osiedle-Innowa (stage V).
Date of delivery: September 2013.
No. of units: 92 apartments (4,468 sq. m).



Osiedle-Innowa (stages VI and VII).
Date of delivery: October 2014.
No. of units: 112 apartments (6,453 sq. m).

FPP. Completed Projects

Promotion: **Osiedle Moderno (Wroclaw)**: completed (158 apartments).



Osiedle-Moderno

Date of delivery: November 2015.

No. of units: 158 apartments (7,243 sq. m).

Promotion: **Apartamenty Innova (Wroclaw)**: 1 stage completed (206 apartments plus 4 commercial units).



Apartamenty Innova (stage I).

Date of delivery: December 2016


**No. of units: 206 apartments plus
4 commercial units (10,274 sq. m).**

FPP. Projects under Construction

- **3 stages under construction** (one in Ostoja-Wilanów, Warsaw, and two in Apartamenty-Innova, Wroclaw).
- **374 apartments plus 4 commercial units under construction in Warsaw and Wroclaw.**
- **25,765 sq. m under construction**



Ostojka-Wilanów, Warsaw, (stage 8, building B2).
No. of units: 43 apartments plus 3 commercial units (4,968.4 sq. m)
Breaking ground: March 2016.
Progress to date: 60% (as at 31 March 2017).
Delivery date: Q4 2017
On sale since: March 2016 (93% presold at 30 June 2017).



Apartamenty-Innova II, Wroclaw (Building 6.3)
No. of units: 120 units (8,335 sq. m).
Breaking ground: April 2016.
Progress to date: 58% (as at 31 March 2017).
Delivery date: Q1 2018.
On sale since: June 2016 (62% presold as at 30 June 2017).



Apartamenty-Innova III, Wroclaw (Building 6.1 & 6.2)
No. of units: 211 apartments plus 1 commercial unit (12,462 sq. m).
Breaking ground: March 2017.
Progress to date: --% (as at 31 March 2017).
Delivery date: Q1 (building 6.2) & Q2 (building 6.1) 2019.
On sale since: April 2017 (27% presold as at 30 June 2017).



Bird's eye view of Osiedle-Innova (foreground), Osiedle-Moderno (on the right side of the picture) and Apartamenty Innova (towers in the background). June 2017

FPP. Projects under Development

343 residential units under development in Powsin-Warsaw (**29,974 sq. m** under development)

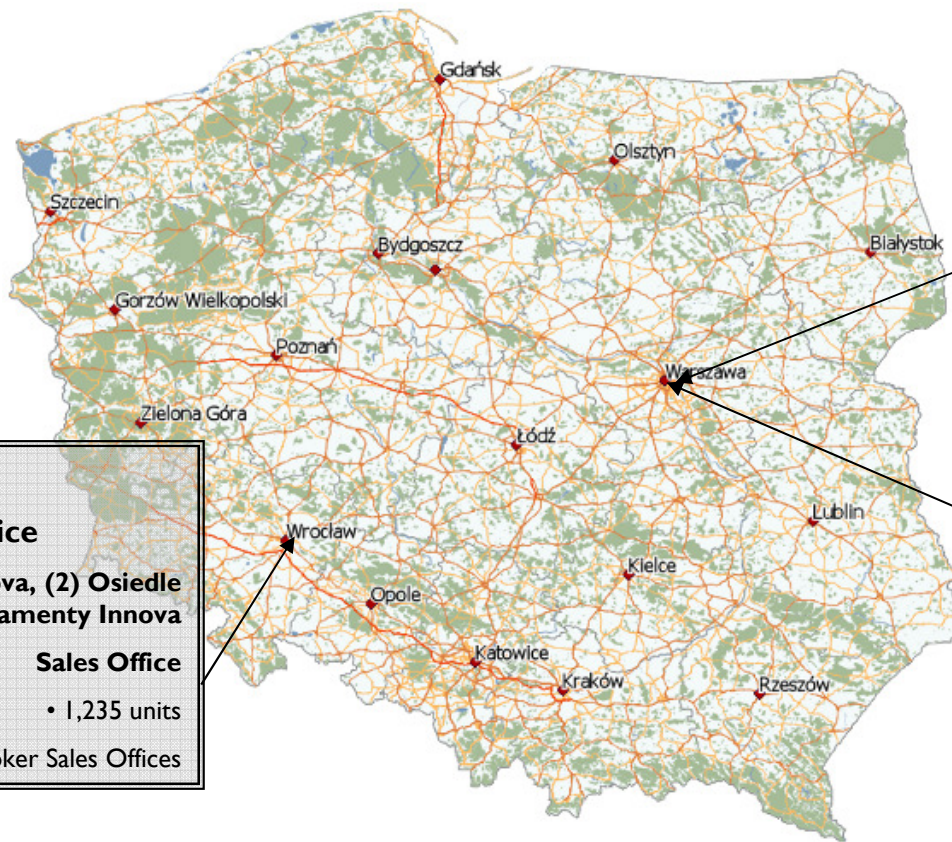


Villa Botánica, Powsin (Warsaw).

No. of units: 343* units in 2 stages.

Stage 1 (13,071 sq. m)





Stage 2 (16,903 sq. m)



Warsaw
Company's Head Office
Project – Ostoja Wilanów
Sales Office
• 1,965 units

Wrocław
Regional Office
Projects: (1) Osiedle Innova, (2) Osiedle Moderno and (3) Apartamenty Innova
Sales Office
• 1,235 units
• Home Broker Sales Offices

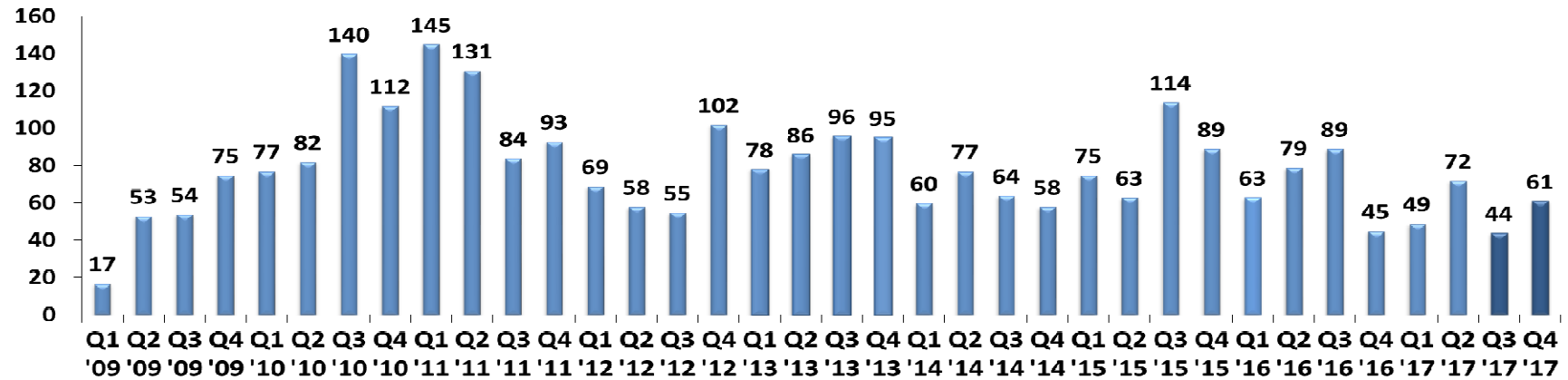
Powsin
Project – Villa Botanica
• 343* apartments



FPP Quarterly Presales & Deliveries (since 2009)

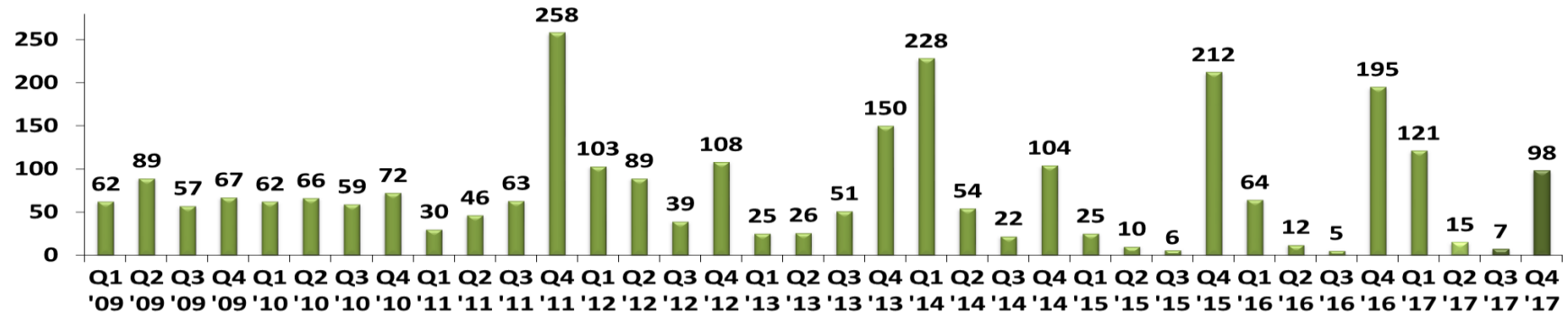
Presales since 2009

2009				2010				2011				2012				2013				2014				2015				2016				F 2017			
Q1	Q2	Q3	Q4	Q1	Q2	Q3	Q4	Q1	Q2	Q3	Q4	Q1	Q2	Q3	Q4	Q1	Q2	Q3	Q4	Q1	Q2	Q3	Q4	Q1	Q2	Q3	Q4	Q1	Q2	Q3	Q4	Q1	Q2	Q3	Q4
17	53	54	75	77	82	140	112	145	131	84	93	69	58	55	102	78	86	96	95	60	77	64	58	75	63	114	89	63	79	89	45	49	72	44	61

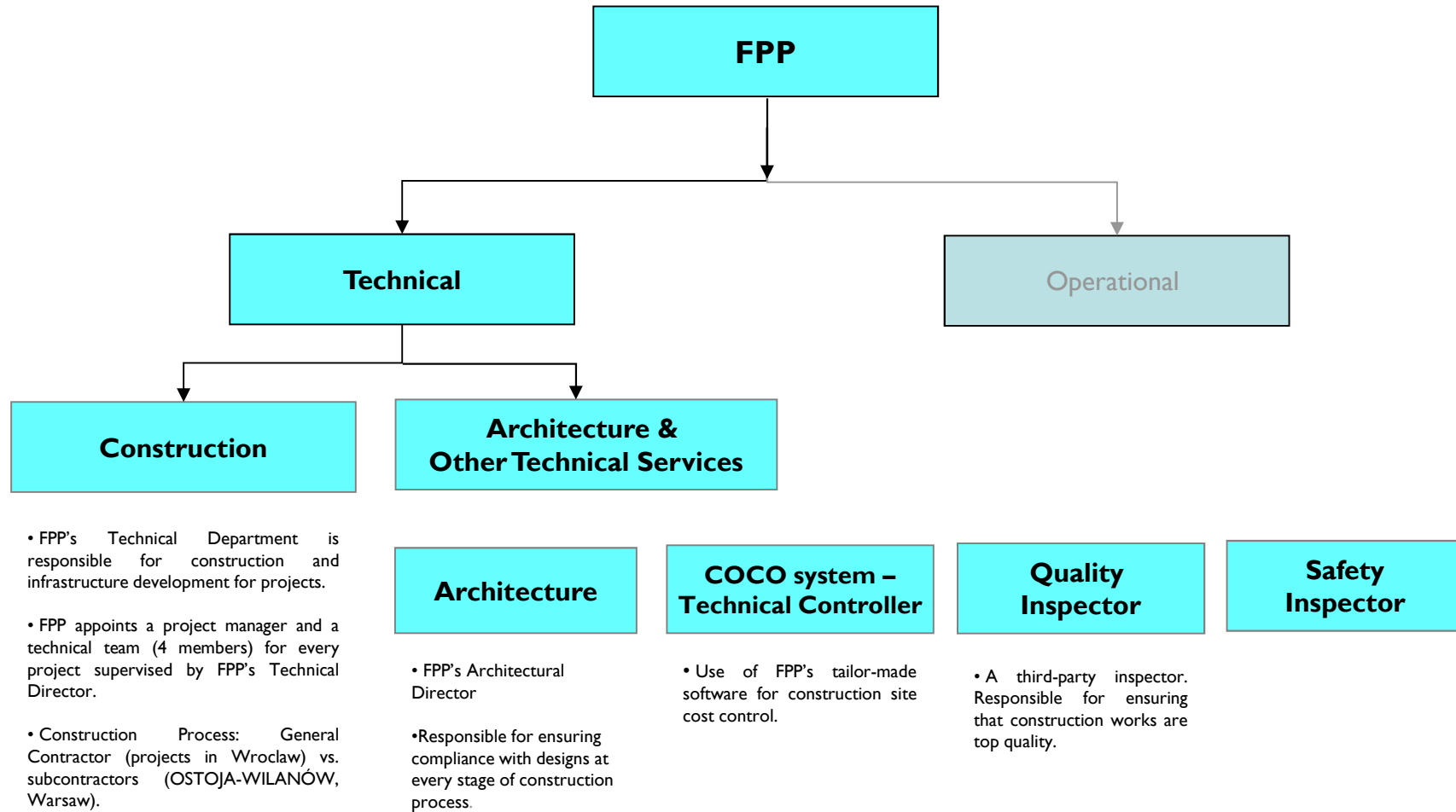


Deliveries since 2009

2009				2010				2011				2012				2013				2014				2015				2016				F2017			
Q1	Q2	Q3	Q4	Q1	Q2	Q3	Q4	Q1	Q2	Q3	Q4	Q1	Q2	Q3	Q4	Q1	Q2	Q3	Q4	Q1	Q2	Q3	Q4	Q1	Q2	Q3	Q4	Q1	Q2	Q3	Q4				
62	89	57	67	62	66	59	72	30	46	63	258	103	89	39	108	25	26	51	150	228	54	22	104	25	10	6	212	64	12	5	195	121	15	7	98



FPP. Internal Organisation: Technical Department (Construction, Architecture & Consulting)

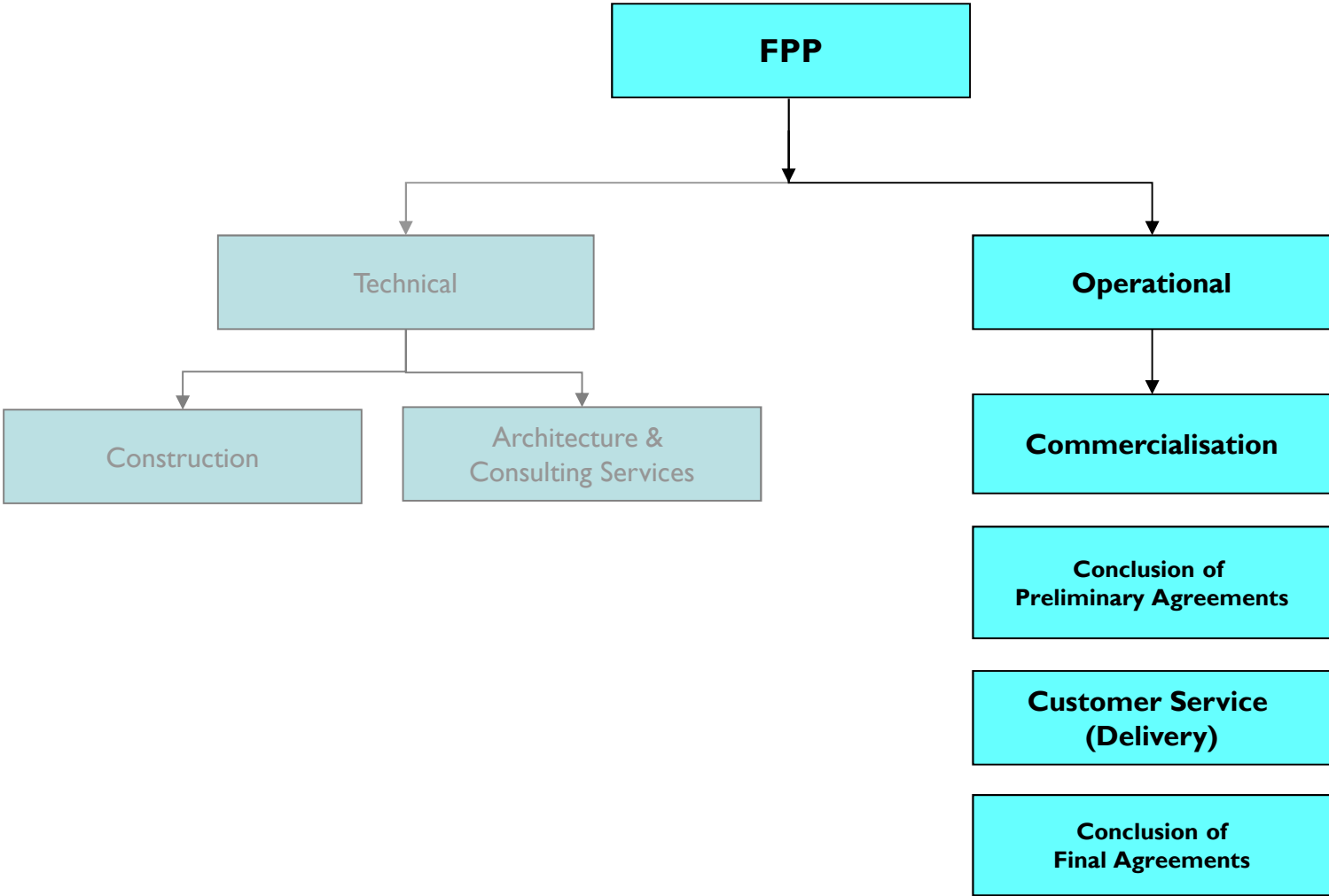


- FPP's Technical Department is responsible for construction and infrastructure development for projects.

- FPP appoints a project manager and a technical team (4 members) for every project supervised by FPP's Technical Director.

- Construction Process: General Contractor (projects in Wrocław) vs. subcontractors (OSTOJA-WILANÓW, Warsaw).

FPP. Internal Organisation. Operational Department



FPP. Internal Organisation

Back Office Services

- **New development:**

- Technical, legal, and commercial review of potential plots/projects.
- Design of the product (on offer).
- Full study of pricing policy.
- Appraisals.

- **Financial Controller**

Monthly review of project costs and profitability.

- **Technical Controller**

(COCO system).
Monthly review of costs of works using tailor-made software.

- **Marketing**

FPP general and special marketing campaigns.

Sales Management

- **FPP commercial team.**

Additional external team (agents).

Financial & Other Services

- Sales Administration management:**

- Preliminary and final agreements.
- Negotiations of agreements with customers.
- Management of payments from customers.
- Project Prospectus.
- All administrative work is in compliance with the new Act on Protection of Consumers (effective since 29 April 2012).

- Customer Service management.**

- Day-to-day assistance to customers.
- Direct telephone line.
- Delivery of apartments.
- Follow-up on customer claims, if any, relating to apartments.

- Legal Back Office.**

- Financial Services.**

- Financing for projects.
- Financial management.

- Accounting Services.**

- All accounting work handled at the FPP Head Office in Warsaw.

- Interior Design management.**

- Management of conversions in units if requested by customers.

Case Study: FPP Model

Under FPP's current model, 80% of residential units are sold during the construction period. As soon as the construction is complete, 80% of units are delivered within 60 days of obtaining the (final) occupancy permit. Final sales agreements are signed within 60 days of the delivery of the apartment.

FPP has successfully applied the model to all the projects since 2009, that is for the total of 13 projects (1,589 apartments): four in Warsaw, Ostoja-Wilanów, building C3 (262 residential units, 2009-2011), building C4 (324 apartments, standard part - 170 units, 2011-2013), building B4 (136 residential units, 2014-2015) and building C2 (126 residential units, 2015-2016); nine in Wrocław, Osiedle-Innova, stage I (71 residential units, 2010-2012), stage II (70 units, 2011-2012), stage III (96 units, 2011-2012), stage IV (92 units, 2012-2013), stage V (92 units, 2012-2013), stages VI and VII (112 units, 2013-2014); Osiedle-Moderno (158 residential units, 2014-2015) and Apartamenty Innova, stage I (206 residential units, 2014-2016).

The gross margin (business plan) of at least **20%-25%**.

Case study: building C3 (262 units, October 2009 - December 2011), Ostoja-Wilanów (Warsaw).

The data below shows FPP's 2011 performance. In total: 453 presales, 397 deliveries, and 411 final sales agreements. As indicated above, the model was repeated 9 times afterwards. In order to meet the above targets for building C3 (262 units) in Ostoja-Wilanów (Warsaw), FPP sold 9.8 units monthly during the construction period, delivered 7.15 units daily, and signed 5 final sales agreements (as notarial deeds) daily during Q4 2011. The promotion for building C3 in Ostoja-Wilanów involves a 262-apartment residential building located in Warsaw (Wilanów District). Ground was broken in October 2009, following the 2008 financial crunch. The building is located in an area (Miasteczko Wilanów) where several of FPP's competitors also operate.

Similar performance figures have been achieved as recently as in December 2016 with the completion of the first stage of APARTAMENTY INNOVA (206 apartments) in Wrocław. The construction was successfully completed on November 2016. As at 31 October 2016, 94% of the apartments had been sold.

CONCLUSION: WITHIN A MAXIMUM PERIOD OF 42 MONTHS, we achieve a return on our investment (from project concept to delivery of units to customers).

		2009												2010												2011												2012							
		1	2	3	4	5	6	7	8	9	10	11	12	1	2	3	4	5	6	7	8	9	10	11	12	1	2	3	4	5	6	7	8	9	10	11	12	1	2	3	4	5	6		
Units	Months																																												
262	Construction	[Grey]																								[Blue]												[Grey]							
258	Sale	[Grey]																								[Blue]												[Grey]							
258	Delivery	[Grey]																								[Blue]												[Grey]						[Brown]	
245	Final sales agreements	[Grey]																								[Blue]												[Grey]						[Green]	

FPP Contact Details

I. Company's Head Office:

1. Address: Aleje Jerozolimskie 94, (00-807) Warszawa
2. Tel.: + 48 22 24 28 888
3. Email: biuro@fadesapolnord.pl
4. Website: www.fadesapolnord.pl

2. Sales Office, Ostoja-Wilanów and Villa Botánica:

1. Address: ul. Hlonda 10 B/U13, Miasteczko Wilanów, Warszawa
2. Tel.: + 48 22 550 13 70
3. Email: ostojawilanow@fadesapolnord.pl
4. Website: www.ostoja-wilanow.com
5. Sales & Marketing Director: Malgorzata Gryc

4. Regional Office Wroclaw:

1. Address: ul. Nyska 50, Krzyki, Wroclaw
2. Tel.: +48 71 712 04 02
3. Regional Director: Krzysztof Winnicki

5. Sales Office, Osiedle-Innova, Osiedle-Moderno, and Apartamenty Innova:

1. Address: ul. Nyska 50, Krzyki, Wroclaw
2. Tel.: +48 71 712 04 02
3. Email (Osiedle-Innova): osiedleinnova@fadesapolnord.pl
4. Email (Osiedle-Moderno): osiedlemoderno@fadesapolnord.pl
5. Website (Osiedle-Innova): www.osiedle-innova.com
6. Website (Osiedle-Moderno) : www.osiedlemoderno.com
7. Website (Apartamenty Innova): www.apartamentyinnova.pl





Ostoja-Wilnaów (building A.1), Warsaw (June 2017).

FADESA POLNORD POLSKA Spółka z o.o.
Al. Jerozolimskie 94, 00-807 Warszawa (Poland)
Phone: + 48 22 24 28 888, Fax: +48 22 242 88 89
Email: biuro@fadesapolnord.pl

July 2017